



TUBE ROLLER / ROTATOR

BTUR-304

INDEX

1. Introduction	2
2. Operation Instruction	2
2.1 Structure	3
2.2 Installation	3
2.3 Operation Guide	5
3. Notice	5
4. Maintenance	6
5. Safety Warning	6
6. Specification	7
7. Failure Analysis and Trouble Shooting	7

1. Introduction

The type BTUR-304 is an economical 3D gyratory rocker with perfect 3-dimensional motion for gentle but thorough mixing. It is an ideal choice for small sample mixing. It suits for blood collection tube and centrifuge tube, applies for all blot related applications such as gel staining and destaining. The concave pad can firmly keep the tubes. BTUR-304 is suitable for 1.5ml *60, 3ml *30, 7ml *21, 5ml *5, and is safe for use in cold rooms and incubators.

2. Operation Instruction

2.1 Structure

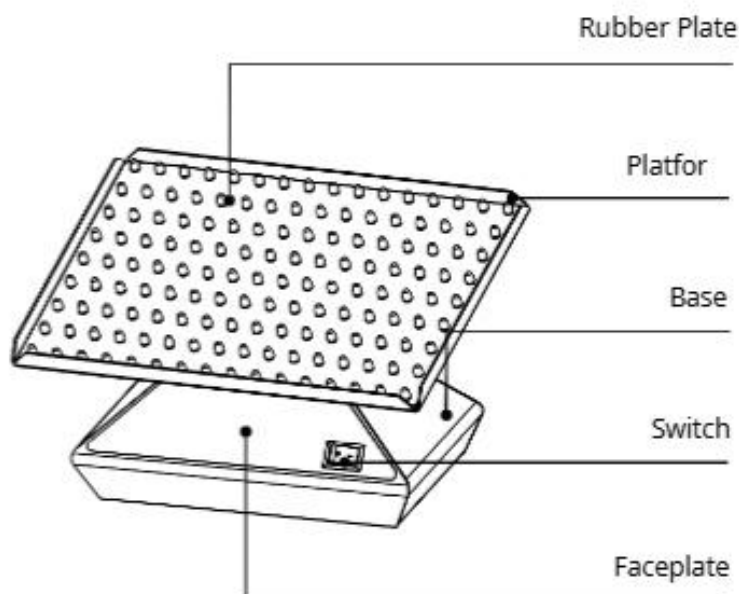


Figure 1

2.2 Installation

1.

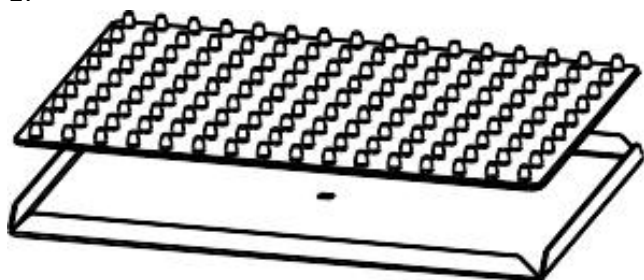


Figure 2 (Take out the rubber plate from the platform)

2.

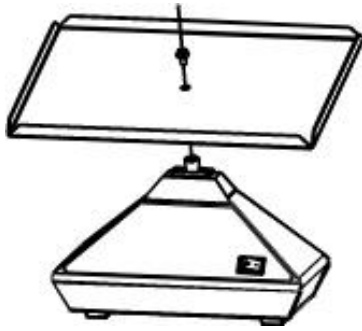


Figure 3 (Use M4X8 Screw with M4 washer to fix the platform to the main instrument)

3.

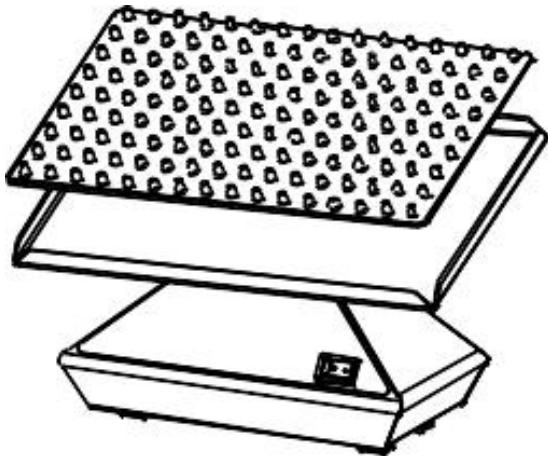


Figure 4 (Put the rubber plate back to the platform)

2.3 Operation Guide

Put the 3D gyratory rocker on a horizontal and steady bench top. Keep good ventilation. Connect the instrument and power supply. Press the switch to the "I" side to start operating clockwise, to the "II" side to start operating anticlockwise. Press the switch to "O" to stop operating.

3. Notice

If the instrument vibrates heavily, please check the load balance and stop operating. Please adjust the load on the platform and re-start operation when it reaches balance.

4. Maintenance

Use mull with non-corrosive cleansing fluid (PH=7±1) to clean the surface of the instrument. Operate the instrument after it dries out. Do not dip the instrument into fluid or water it.

5. Safety Warning

1. Forbidden to touch or move the instrument before it fully stops.
2. Forbidden to use inflammable, explosive, or corrosive materials to the device.
3. The instrument should be put on a horizontal and steady working stable.

6. Specification

Dimension: 237 x 163 x 155 (mm)	Net Weight: 2100g
Input: AC120/230V, 50/60Hz	Power≤45W
Tilt Angle: 3-D / 20° (fixed)	Speed: 20rpm

Table 1

7. Failure Analysis and Trouble Shooting

Phenomenon	Possible Causes	Processing Procedure
Do not work when power on	Power line problem	Check the power line
	No power	Check power situation
	Broken switch	Change the switch

Table 2

Packing List

No.	Name	Type	Quantity	Remarks
1	3D Gyrotory Rocker	BTUR-304	1	
2	Screwdriver		1	
3	Performance Test Statement		1	
4	Operation Manual		1	
5	Certification		1	

Charger: (Sign/Stamp)	Packing Date:
-----------------------	---------------

Table 3

Performance Test Statement

Name	3D Gyrotory Rocker	Type	BTUR-304
Test Date		Product No.	BIOL072602
No.	Test Content	Standard	Test Results
1	Speed	Tachometer 20±2 rpm	<input type="checkbox"/> Qualified
2	Basic Function	Valid	<input type="checkbox"/> Qualified
3	Appearance Demand	Valid	<input type="checkbox"/> Qualified
4	Appearance Sign	Valid	<input type="checkbox"/> Qualified
5	Continuous Work Test	5 hours no irregular	<input type="checkbox"/> Qualified
Test Result :			
Remarks:			
Tester:		Confirmer:	

Table 4



Biolab Scientific Ltd.

Trillium Executive Center, East Tower, 675 Cochrane Dr, Markham, Ontario L3R 0B8, Canada
 Email: info@biolabscientific.com | Website: www.biolabscientific.com